

# St. Bernadette's R.C. Primary School

## PUPIL PREMIUM 2015/16

*We aspire not to have more but to be more'*

*Archbishop Oscar Romero*

*In the pursuit of school-wide excellence we aim to provide the opportunity for all of our pupils to reveal, display and extend their God-given talents and abilities. Supporting the needs of the individual is crucial in raising the achievements for all. Driven by the belief that the potential to realise and demonstrate gifts and talents is not exclusive to some, but to all, pupils are encouraged to take ownership of their learning to ensure that they are able to recognise and apply their unique gifts and talents to reach their full potential.*

The Pupil Premium Grant was introduced in April 2011 to provide funding for two policies:

- raising the attainment of disadvantaged pupils and closing the gap with their peers
- supporting children and young people with parents in the regular armed forces

The PPG per pupil for 2015 to 2016 is as follows:

- **£1,320** - Pupils in year groups reception to year 6 recorded as Ever 6 FSM
- **£1,900** - Looked-after children (LAC) defined in the Children Act 1989 as one who is in the care of, or provided with accommodation by, an English local authority
- **£1,900** - Children who have ceased to be looked after by a local authority in England and Wales because of adoption, a special guardianship order, a child arrangements order or a residence order
- **£300** - Pupils in year groups reception to year 11 recorded as Ever 5 Service Child or in receipt of a child pension from the Ministry of Defence

### Our Ambitions for Pupil Premium Children

- At St. Bernadette's it is our aim that children of all ages who are eligible for Pupil Premium consistently achieve higher than their peers within school and nationally.
- We aim to ensure that teaching and learning opportunities meet the needs of all pupils.
- We ensure that appropriate provision is made for pupils who belong to vulnerable groups. This specifically includes ensuring that the needs of socially disadvantaged pupils are addressed.
- In making provision for socially disadvantaged pupils, we recognise that not all pupils who are eligible for free school meals, (or have been eligible in the last 6 years) are socially disadvantaged.
- We also recognise that not all pupils who are socially disadvantaged are registered or qualify for free school meals. We therefore allocate Pupil Premium funding to support any pupil or groups of pupils that the school has legitimately identified as being socially disadvantaged.
- Pupil Premium funding will be allocated following annual needs analyses which will identify priority classes and groups.

## St Bernadettes RC Primary School Aided

### Number on Roll

	N	R	1	2	3	4	5	6	R-Y6	Total
Jan-15	52	46	45	44	45	45	45	44	314	366
Proj Jan-16		47	46	45	43	45	45	44	315	
Proj Jan-17		45	47	46	44	43	45	45	314	
Proj Jan-18		44	45	46	45	44	44	44	312	
Proj Jan-19		43	44	44	46	45	44	43	309	
Proj Jan-20		44	43	44	44	46	45	43	309	

Projections are based on R-Y6 and are based on the Jan 15 update to the model.

### FSM6 (Pupil Premium)

Source: Jan 15 School Census and DfE

	R	1	2	3	4	5	6	Total
FSM6	4	3	5	5	6	8	8	39
%FSM	9%	7%	11%	11%	13%	18%	18%	12%

### Special Educational Needs

Source: Jan 15 School Census

	N	R	1	2	3	4	5	6	R-Y6	Total
S and E	0	1	1	0	2	0	1	2	7	7
% S and E	0%	2%	2%	0%	4%	0%	2%	5%	2%	2%
P and K	0	5	3	3	2	4	3	4	24	24
% P and K	0%	11%	7%	7%	4%	9%	7%	9%	8%	7%

### Black and Minority Ethnic Groups

Source: Jan 15 School Census

	N	R	1	2	3	4	5	6	R-Y6	Total
BME	4	3	8	4	4	4	2	4	29	33
%BME	8%	7%	18%	9%	9%	9%	4%	9%	9%	9%

### Deprivation

Average school level IMD	Score	24.6
	Decile	7

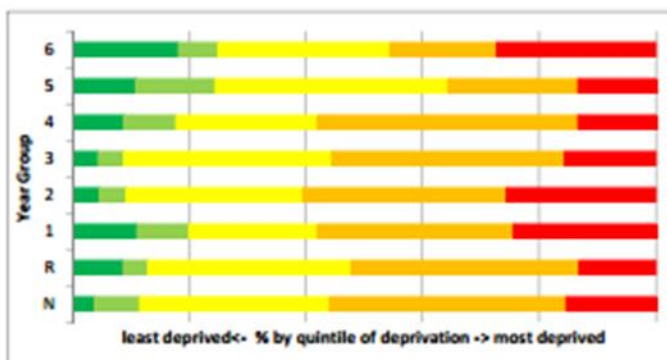
Average school level IDACI	Score	0.22
	Decile	7

This is calculated based on pupil postcodes as recorded in the Jan 2015 school census and the nationally published 2010 IMD. Each pupil's postcode is assigned to the Lower Super Output Area (LSOA) which it is in. Each LSOA has an index of multiple deprivation (IMD). The IMD for the school is calculated as an average of the individual pupils deprivation scores.

IDACI is the Income Deprivation Affecting Children Index and is calculated in the same manner as the IMD score.

Number and percentage of pupils within each IMD decile.

Decile	#	%
1	3	1%
2	29	8%
3	19	5%
4	8	2%
5	110	30%
6	4	1%
7	12	3%
8	113	31%
9	52	14%
10	15	4%
Unknown	1	0%

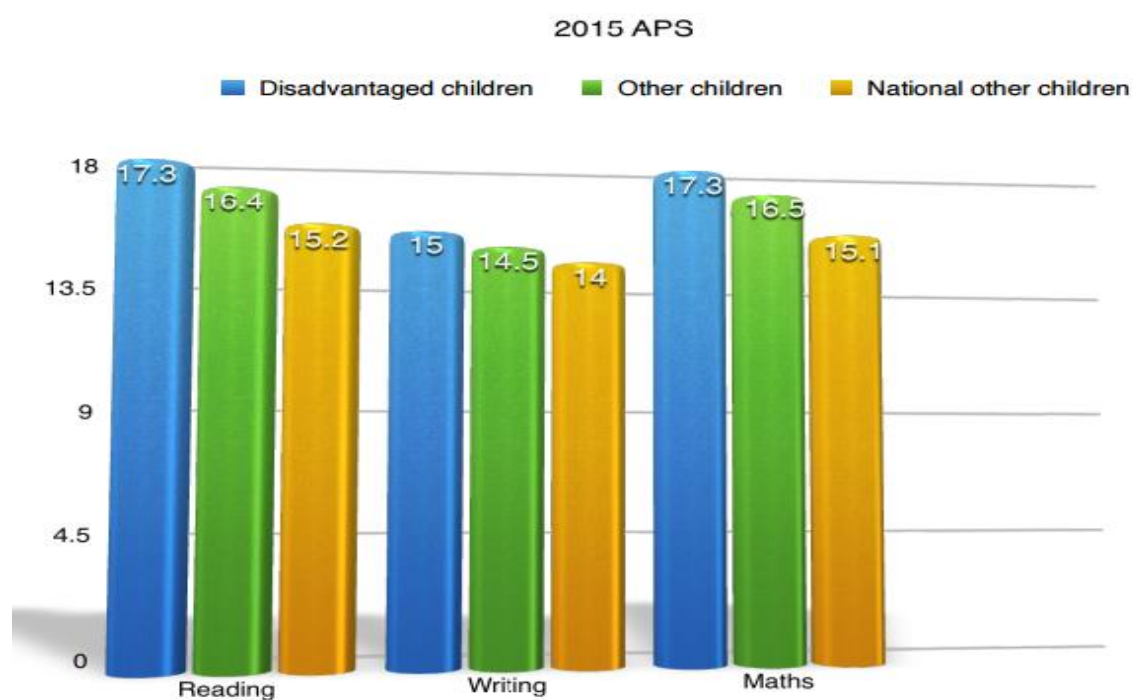


### Pupil Premium Performance Analysis 2014/15

<u>2014/2015</u>	Attendance	Authorised Absence	Unauthorised Absence
Pupil Premium Children	95.36%	3.67%	0.71%
Non Pupil Premium Children	97.01%	2.44%	0.55%

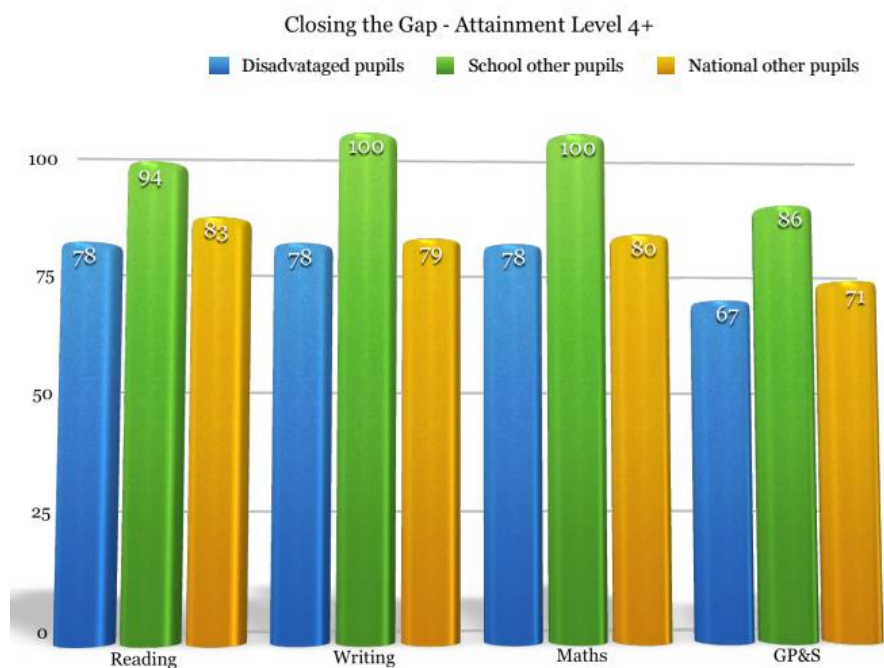
Pupil Premium children have a slightly lower attendance than non-pupil premium children. However the authorised absence figure is reduced slightly from 4% in 2013/2014.

### Key Stage 1 Results 2015

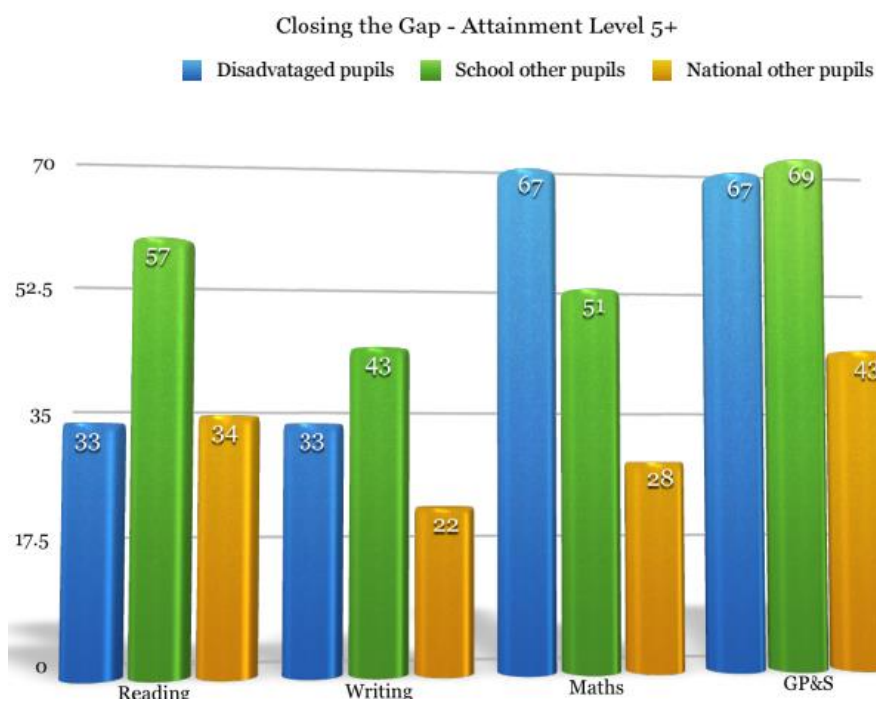


Overall average point score shows that children in receipt of pupil premium in Year 2 out-performed their peers both in school and nationally.

## Key Stage 2 Results 2015



Pupils in Year 6 did not perform as well as their peers both in school and nationally in achieving a Level 4.



At the higher levels however pupils achieved well outperforming both peers in school and nationally in maths. For the other subjects they were either in line with national or above.

## The St. Bernadette's Pupil Premium Guarantee

We have made a guarantee that we will invest our Pupil Premium Grant to make the maximum possible impact on the achievements of those students who qualify for this. Our guarantee for every qualifying child will include:

- A Pupil Premium Champion
- Guaranteed intervention when necessary
- Pastoral Support
- Subsidies
- Intensive Tracking and Monitoring
- Resources and training for staff to overcome barriers to learning

In creating our action plan for our funding use this financial year we have referred to the Sutton Trust Education Endowment Fund (EEF) Teaching and Learning Toolkit. This is an accessible summary of educational research which provides guidance for teachers and schools on how to use their resources to improve the attainment of disadvantaged pupils. We have used this to evaluate how successful each of our strategies is in pursuit of our intended outcomes.

Average impact is estimated in terms of the additional months' progress you might expect pupils to make as a result of an approach being used in school, taking average pupil progress over a year as a benchmark.

In the financial year 2015/2016 St. Bernadette's received **£57,040** in Pupil Premium Grant. The following plan sets out how we aim to meet our guarantee.

Our Priority	Action	Costs	EEF suggestion of likely impact	Intended Outcome	How will it be measured?
<b>Pupil Premium Champion</b>	One day release for senior teacher to champion the provision for Pupil Premium children	£10,385	+ 1 month	To maximise and evidence the impact of the school's budget on pupil progress	SLT Monitoring Pupil progress meetings
<b>Intervention</b>	One full time teaching assistant to allow for intervention to in the Early Years	£16,535	+ 5 months	To accelerate progress in prime areas of learning and ensure that there is an increase in the proportion of children achieving a Good Level of Development	SLT EYFS Coordinator Pupil progress meetings
	KS1, LKS2 and UKS2 to each have a teaching assistant to provide 5 afternoons of specific Maths and Literacy based intervention to remove barriers to learning including BRP, Inference and Success at Arithmetic	£24,858	+ 4 months	To accelerate progress in Maths and English to ensure that children working at or above age related expectations	SLT Phase Leaders  Subject Coordinators
	UKS2 Writing intervention provided by Wallsend Collaboratibe	£2,500	+ 4 months	To accelerate progress in writing to ensure that children working at or above age related expectations	
<b>Pastoral Support</b>	Funding a learning mentor for two afternoons to support the welfare of children through a nurture group style of session	£2,500	+ 1 month	To provide a pastoral support programme that targets the emotional needs of the children, individualised to the child.	SLT Phase Leaders Class Teachers
<b>Subsidies</b>	Funding for extra-curricular activities and trips	£400	+ 3 months	To enhance the curriculum to ensure that children are able to participate and to give children new opportunities	SLT School Business Manager Pupil progress meetings

	Funding for music tuition	£270	+ 2 months	To provide pupils with the opportunity to participate in the arts.	SLT Progress meetings
<b>Resources and Training</b>	The provision of extensive CPD opportunities for staff eg Dylexia training Attachment training Success@Arithmetic training	£1,300	+ 5 months	To ensure that staff are fully equipped to meet the needs of the learner	SLT Governors SENCO Phase Leaders Subject Leaders
	The provision of resources to aid staff to overcome specific barriers to learning eg a dyslexia screening tool, the Sandwell early numeracy test.	£155	+ 5 months	To ensure that staff are fully equipped to meet the needs of the learner	SLT SENCO Phase Leaders Subject Leaders
<b>Tracking and Monitoring</b>	The creation of a tracking system to fit the school's assessment system and subsequent training for staff in this.	£100	+ 4 months	To track achievement and attainment throughout the school in core and non-core subjects, as well as monitoring the impact of interventions and pastoral groups	SLT Appraisal and SDP Review
	Office clerk to monitor and track attendance of PP children – EWO to support in certain cases.	£380	+ 2 months	To remove the gap in attendance between PP children and non PP children	SLT Governors
<b>TOTAL PLANNED SPEND = £59,383</b>					
<b>TOTAL PUPIL PREMIUM GRANT = £57,040</b>					

(Please note all staffing costs include on-costs to school)